

SAT JINDA KALYANA COLLEGE, KALANAUR

**ANALYSIS REPORT
OF
STAKEHOLDERS' FEEDBACK (ALL ASPECTS)**

SESSION: 2021-2022

STUDENT FEEDBACK REPORT

(2021-2022)

Feedback Responses

(Total Number of Respondents: 229)

Parameter		Feedback Response in Percentage (Approx.)			
		E	G	S	NI
P ₁	Teaching-learning environment	72.05	27.07	0.44	0.44
P ₂	Library resources and services	44.10	41.48	9.61	4.80
P ₃	Laboratory and ICT facilities	44.98	42.79	9.61	2.62
P ₄	Sports and Gymnasium	41.05	39.30	8.30	11.35
P ₅	Co-curricular/Extra-curricular activities	57.64	35.37	4.80	2.18
P ₆	Mentoring and Counselling	69.87	24.89	4.37	0.87
P ₇	Cooperation of administrative staff	55.02	38.86	3.93	2.18
P ₈	Discipline	49.78	41.48	6.11	2.62
P ₉	Canteen	34.50	44.98	11.79	8.73
P ₁₀	Dispensary/First Aid facility	47.60	41.05	7.86	3.49

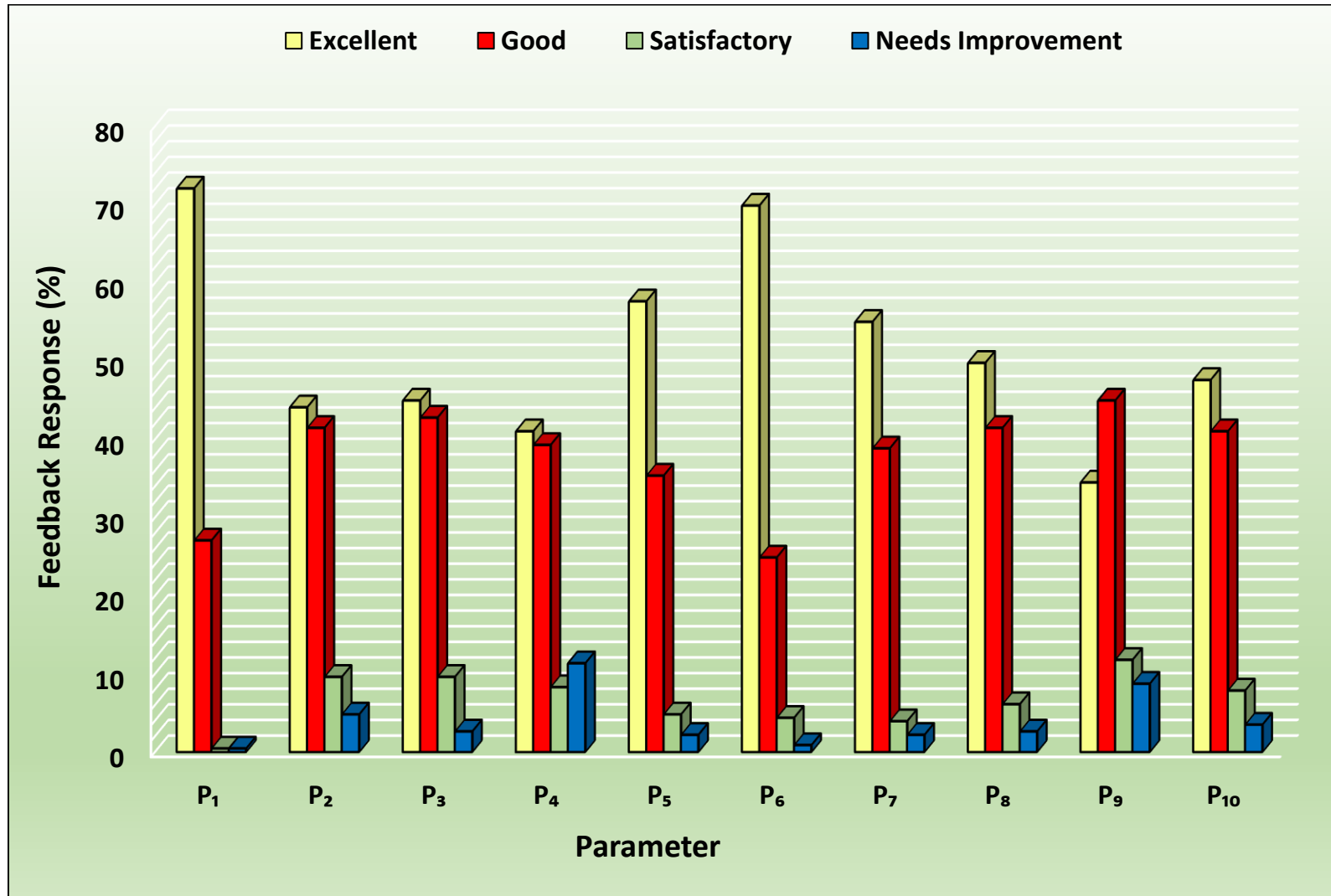
E: Excellent

G: Good

S: Satisfactory

NI: Needs Improvement

Diagrammatic Representation



Observations

Most of the parameters were appreciated by the respondents. However, the facilities like the Canteen, Sports & Gymnasium, Laboratory and ICT may further be enhanced. Further, the college may upgrade its library resources.

Suggestions by the Respondents

- Availability of more variety of food items in the canteen.
- Provision of more Indoor as well as outdoor games.
- Bandwidth of Wi fi in the campus should be increased.
- There is a need for improvement in PG Geography Lab (Maps, 3D models and diagrams)
- There should be at least one dustbin in all the classes and corridors.
- Extra classes to improve Hindi and English communication.
- Library resources/services should be enhanced and almirahs in the library should not be locked.



Dr. N. K. Dua
(Principal)

TEACHER FEEDBACK REPORT

(2021-2022)

Feedback Responses

(Number of Respondents: 24)

Parameter		Feedback Response in Percentage (Approx.)			
		E	G	S	NI
P ₁	Support of institution to upgrade skills, qualification and research work	66.67	29.17	4.17	0.00
P ₂	Representation of teachers in governing body of the college	70.83	25.00	4.17	0.00
P ₃	Decentralization of power and participative management by Principal	66.67	29.17	4.17	0.00
P ₄	ICT based facilities for teaching-learning process	62.50	29.17	8.33	0.00
P ₅	Library resources	45.83	45.83	8.33	0.00
P ₆	Discipline	54.17	37.50	8.33	0.00
P ₇	Laboratories and equipment	45.83	45.83	8.33	0.00
P ₈	Cleanliness/Maintenance of campus	33.33	41.67	12.50	12.50

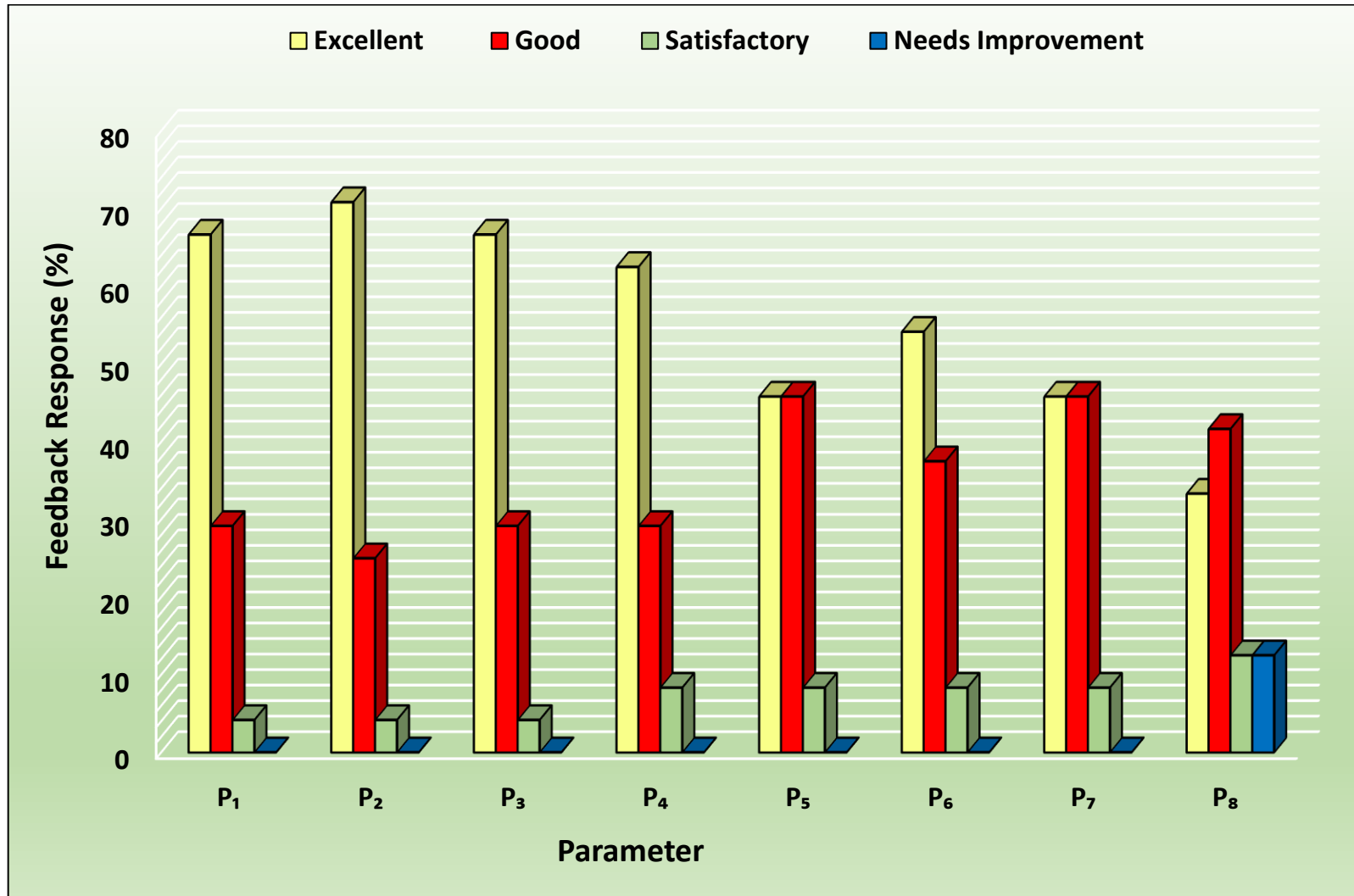
E: Excellent

G: Good

S: Satisfactory

NI: Needs Improvement

Diagrammatic Representation



Observations

The cleanliness and maintenance of campus need some more attention. The teachers appreciated the other parameters.

Suggestions by the Respondents

- Powers, responsibilities, the scope of work etc. w.r.t. committees/cells should be clearly mentioned in the form of documents/guidelines for incharges.



Dr. N. K. Dua
(Principal)

EMPLOYER FEEDBACK REPORT

(2021-2022)

Feedback Responses

(Number of Respondents: 9)

Parameter		Feedback Response in Percentage (Approx.)			
		E	G	S	NI
P ₁	Teaching-learning environment	77.78	22.22	0.00	0.00
P ₂	Extra-curricular and extension activities	55.56	44.44	0.00	0.00
P ₃	Examination and evaluation process	88.89	11.11	0.00	0.00
P ₄	Discipline	77.78	22.22	0.00	0.00
P ₅	Students' performance / results	11.11	44.44	44.44	0.00
P ₆	Research and faculty development activities	44.44	11.11	33.33	11.11
P ₇	Employability/Entrepreneurship aspect	0.00	44.44	33.33	22.22

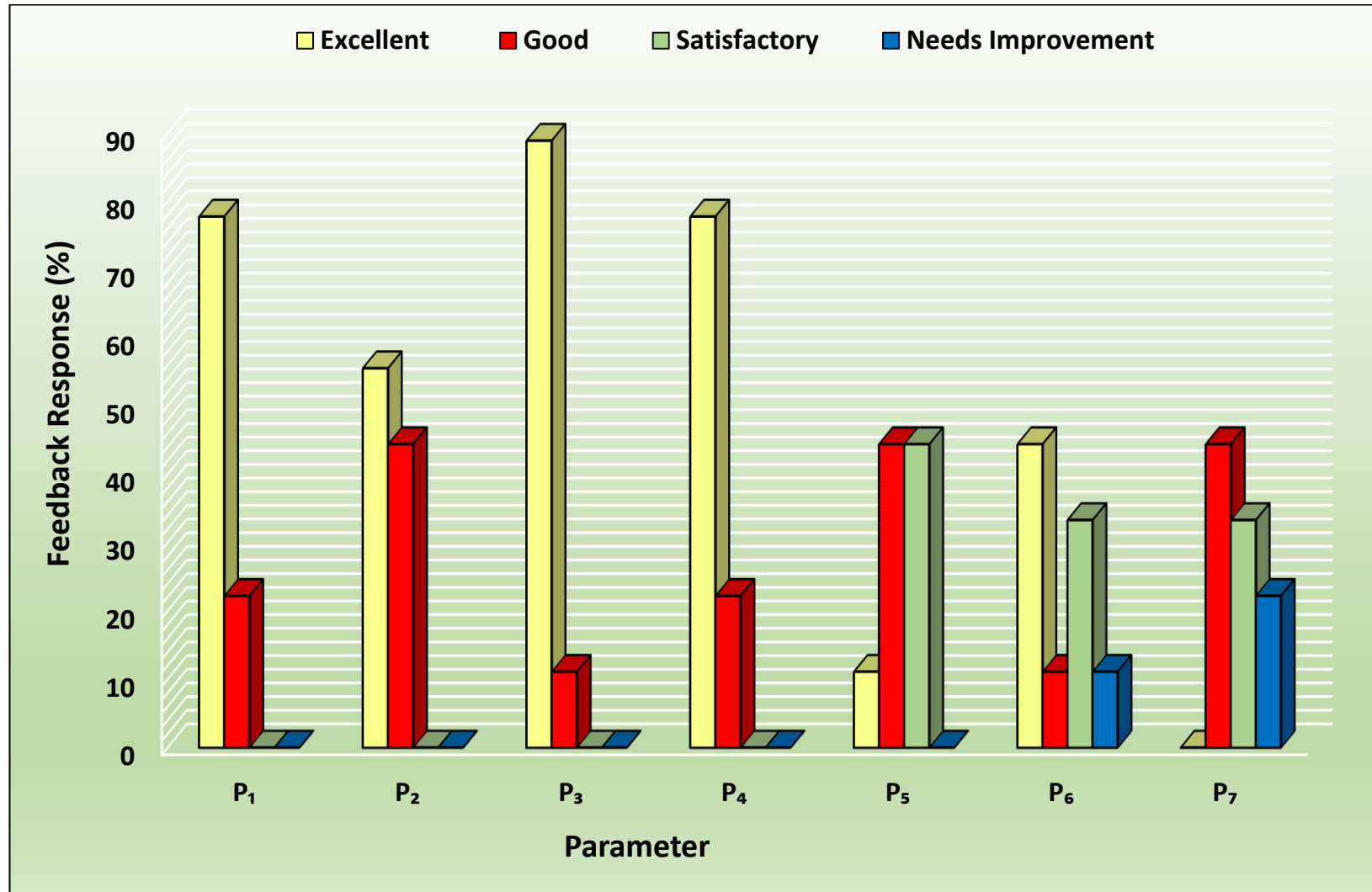
E: Excellent

G: Good

S: Satisfactory

NI: Needs Improvement

Diagrammatic Representation



Observations

There is a need to improve the performance/results of the students. The research & faculty development activities should be increased. Further, the employability aspect needs to be considered. Other aspects were admired by the respondents.

A handwritten signature in green ink, appearing to read 'N. K. Dua', with a horizontal line underneath.

Dr. N. K. Dua
(Principal)

ALUMNI FEEDBACK REPORT

(2021-2022)

Feedback Responses

(Number of Respondents: 49)

Parameter		Feedback Response in Percentage (Approx.)			
		E	G	S	NI
P ₁	Laboratories and Equipment	69.39	24.49	6.12	0.00
P ₂	Library resources and services	42.86	55.10	2.04	0.00
P ₃	ICT facilities	38.78	48.98	8.16	4.08
P ₄	Sports and Gymnasium	46.94	46.94	4.08	2.04
P ₅	Co-curricular/ Extra-curricular activities	75.51	18.37	4.08	2.04
P ₆	Faculty cooperation	63.27	28.57	6.12	2.04
P ₇	Grievance redressal	59.18	30.61	8.16	2.04

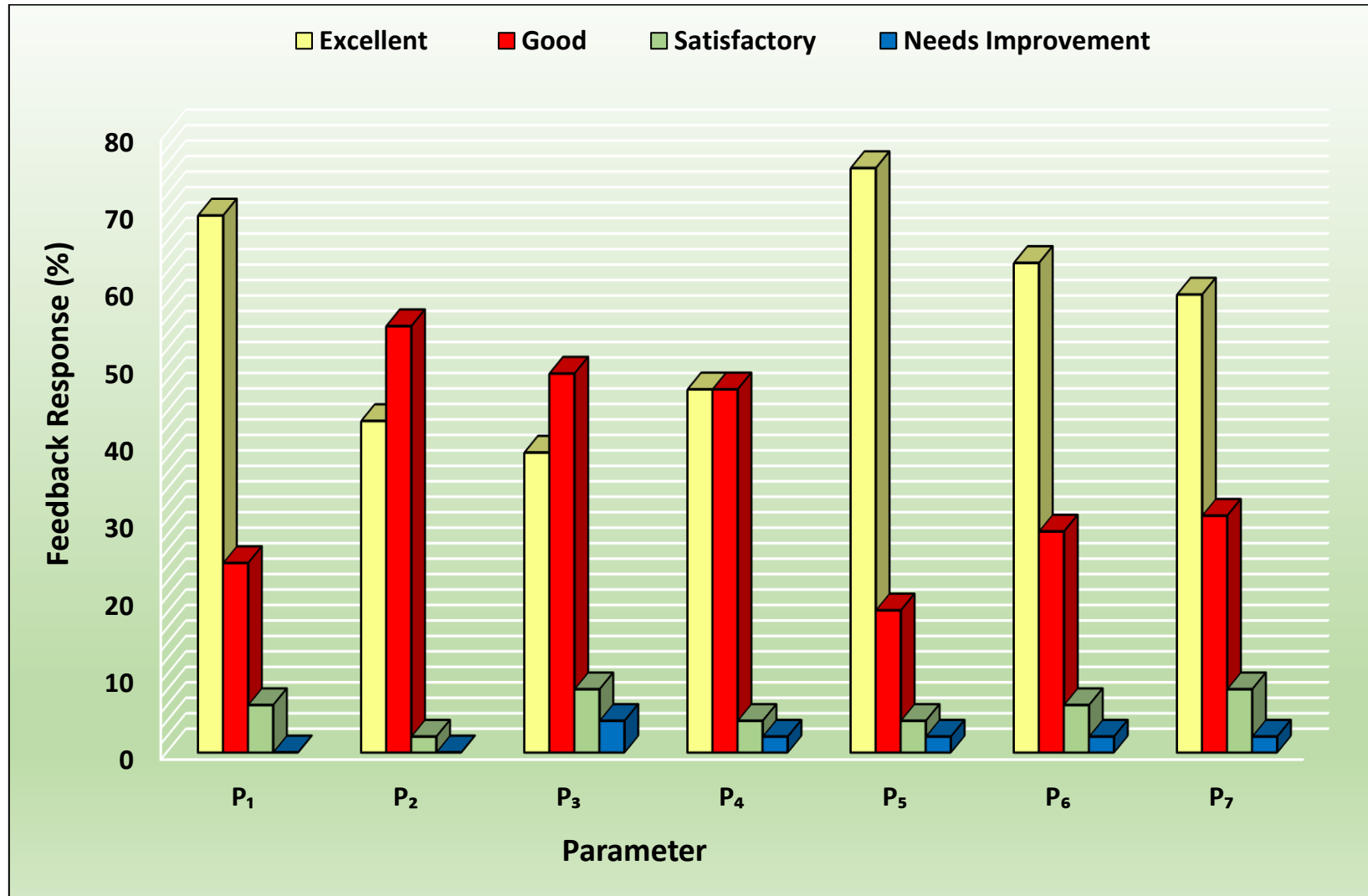
E: Excellent

G: Good

S: Satisfactory

NI: Needs Improvement

Diagrammatic Representation



Observations

The alumni appreciated all the parameters. However, the ICT facilities may be upgraded.

Suggestions by the Respondents

- The facility of subscription to the college library should be provided to alumni for their welfare.
- Special attention/respect may be given to exceptional talent among alumni.
- Placement activities should be strengthened along with the capacity building of students.



Dr. N. K. Dua

(Principal)

SAT JINDA KALYANA COLLEGE, KALANAUR (ROHTAK)

SUMMARY OF FEEDBACK OF PARENTS DURING PARENTS-TEACHER MEET HELD ON 18.06.2022

SUMMARY OF FEEDBACK OF PARENTS DURING PARENTS-TEACHER MEET HELD ON 18.06.2022																																																				
	1	2	3	4	5	6	7	8	9	10	11	12	13	14	15	16	17	18	19	20	21	22	23	24	25	26	27	28	29	30	31	32	33	34	35	36	37	38	39	40	41	42	43	44	45	46	47	48	49	50	Total	Average
1	Information given about performance/attendance of the Ward	1	1	1	1	1	1	1	1	1	1	1	1	1	1	1	1	1	1	1	1	1	1	1	1	1	1	1	1	1	1	1	1	1	1	1	1	1	1	1	1	1	1	1	1	1	1	1	50			
2	Programs for the enhancement of students personality	1	1	1	1	1	1	1	1	1	1	1	1	1	1	1	1	1	1	1	1	1	1	1	1	1	1	1	1	1	1	1	1	1	1	1	1	1	1	1	1	1	1	1	1	1	1	1	1	50		
3	Quality of Teaching	4	4	2	4	4	4	4	3	3	4	4	4	4	3	3	4	4	4	3	4	4	4	4	4	4	4	4	4	4	4	4	4	4	4	4	3	3	4	4	4	4	3	4	3	2	4	4	4	3	185	
4	Students Discipline	3	3	3	3	4	4	2	4	4	4	3	4	3	3	2	2	3	4	3	4	4	3	4	4	4	3	3	3	3	4	3	4	4	4	4	2	4	3	3	3	2	4	2	4	3	4	2	2	162		
5	Learning Environment	4	4	3	4	4	4	3	4	4	3	4	4	4	4	2	2	4	4	4	4	4	4	4	4	4	4	4	4	4	3	4	4	4	4	3	4	2	4	4	4	4	4	3	3	4	4	4	3	186		
6	Guidance & Counselling	4	4	2	4	4	4	2	4	4	3	4	4	4	3	4	4	4	3	4	3	3	4	2	4	4	3	4	4	3	3	4	2	3	3	4	3	4	3	3	3	3	4	4	4	3	4	3	3	171		
7	Class-rooms and Labs	3	3	4	3	4	3	2	3	3	2	2	4	3	3	3	3	2	3	4	4	4	3	4	3	3	4	3	3	4	2	2	1	1	3	3	1	3	4	4	4	4	2	1	3	1	4	4	3	2	147	
8	Library Facilities	3	4	2	3	4	3	4	2	2	2	2	4	4	4	3	3	2	2	3	3	3	4	3	3	3	3	3	3	4	2	1	1	3	3	4	3	3	4	4	4	4	1	4	2	4	4	4	3	153		
9	Sports	2	4	3	3	4	3	2	3	1	1	3	3	3	3	4	4	1	2	2	2	4	2	3	3	2	2	2	3	3	4	4	4	3	3	1	2	3	3	3	3	3	1	3	2	3	4	1	1	134		
10	Canteen Facilities	2	4	1	3	4	2	1	1	1	1	3	2	3	1	2	2	4	1	3	3	3	1	4	2	2	3	3	3	2	2	2	1	1	2	1	2	2	2	2	2	2	3	4	2	1	2	3	2	1	109	
11	Transport Facilities	2	4	3	4	4	3	3	3	1	1	1	3	4	3	3	4	1	3	4	4	4	3	2	4	4	3	3	4	4	3	4	3	4	3	2	1	4	3	3	3	3	2	4	2	1	3	4	1	1	147	
12	Extra Curricular Activities	4	4	2	4	4	4	2	4	2	2	2	3	3	4	3	2	2	3	2	2	2	4	4	4	4	2	4	4	4	4	4	4	4	4	4	4	2	3	2	2	2	2	4	4	2	4	4	2	2	157	

100% / 1 *Average*
val

%	92	98	99	100	Total	Average

[illegible]

SAT JINDA KALYANA COLLEGE, KALANAUR (ROHTAK)

Descriptive Report on Parent-Teacher Meet Held on 18.06.2022

A parent teacher meet was organized in the premises of S.J.K.College, Kalanaur on 18th June, 2022 from 12.45p.m onwards for the academic session 2021-2022.

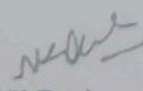
A formal invitation was sent to all the parents through personal messengers and as well as by post. The meeting was attended by 74 parents/guardians from different U.G./PG programmes. In Addition to personal interactions with teachers, staff and Principal, a formal feedback Performa was also given to them for seeking genuine and frank opinion for 12 identified areas. Percentage was calculated for all twelve areas and average scores were calculated for the last 10 areas.

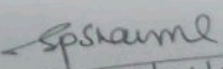
- 100% of the parents have reported that information given about performance/attendance of the ward is shared time to time though telephonic message and institution regularly conducts the programs for the enhancement of students development.
- Rest of the items were given weights against their responses which may vary from 1 to 4.

Areas	Average Values	% Values
Learning environment	3.74	93.5%
Quality of Teaching	3.65	91.25%
Guidance and Counseling	3.38	84.5%
Students Discipline	3.23	80.75%
Extra Curricular Activities	3.14	78.50%
Library Facilities	3.08	77.00%
Class Rooms & Labs	3.04	76.00%
Transport facilities	3.01	75.25%
Sport Facilities	2.74	68.50%
Canteen Facilities	2.28	57.00%

Both the percentage as well as average values are very good/excellent and indicative of high satisfaction level among the parents in above eight areas where as in the field of canteen facilities it needs some improvement. If we look at the overall feedback, the parents seem to be quite satisfied and happy about the status of facilities, services and programmes provided by the college. On the whole, PTM was very fruitful, filled with productive interactions and a platform of mutual learning.

The positive feedback from the stakeholders further encourage and motivate the college administration, faculty members and the staff to further enhance and enrich the amenities to make "The Better to be the Best".


(Dr.N.K.Dua)
Principal


23/06/2022
(Dr. Sushma Sharma)
Convener, PTM